



This quick start guide is intended to provide a quick overview of your D-ONE single channel pipetting module's key features. For detailed information, please refer to the latest operating instructions of D-ONE and ASSIST PLUS that can be found at [www.integra-biosciences.com](http://www.integra-biosciences.com) in different languages.

### Intended Use

This is a general-purpose laboratory instrument for use in research only. D-ONE is used on the ASSIST PLUS pipetting robot for aspirating and dispensing aqueous liquids in the volume range of 0.5–1250 µl using GRIPTIPS® pipette tips only, see [www.integra-biosciences.com](http://www.integra-biosciences.com). D-ONE provides pressure-based liquid level detection and is compatible with two different GRIPTIP sizes.


### ⚠ Safety information

Regardless of the listed safety notes, all locally applicable regulations must be observed.

- 1) This product may only be operated in a secure, protected network with trustworthy clients.
- 2) Use only an INTEGRA battery and charging device.
- 3) Do not expose the battery to heat over 60 °C or mechanical stress.
- 4) Replace battery if the charging intervals are unusually short or if the charging takes much longer than 4 hours.
- 5) Do not use or charge the instrument near flammable material or in an atmosphere with danger of explosion.
- 6) Only use GRIPTIPS® brand pipette tips to ensure the proper function of the device and to comply with the general warranty conditions.
- 7) Servicing work and repairs may only be performed by INTEGRA Biosciences or an authorized after-sales service member.

### Battery Charge




Charge the Li-ion battery completely before first use with an INTEGRA stand, cable or on ASSIST PLUS. 

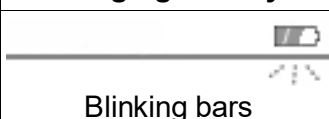


The supply voltage must meet the requirements of the mains adapter: 100–240 VAC, 50/60 Hz.

#### Low Battery

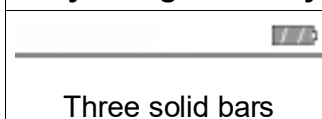


#### Recharging Battery



~ 2.5 h

#### Fully Charged Battery



### Getting Started



1. **Battery charge indicator** on display
2. **Back button**, to navigate backward
3. **Touch wheel**, spin to scroll the cursor
4. **OK button**, to make a selection
5. **Arrow buttons**, for selections
6. **Purge button**, to empty tips
7. **RUN button**, to start operations
8. **Tip ejector**

#### Turn on:

Press and release **RUN**.

#### Turn off:

Press and hold the Back button for 3 seconds.

## Language Selection

From the Main Menu, use the Touch Wheel to scroll to the Toolbox and press **OK**. Use the “Language” option to select the desired language.

## Pipette's Toolbox

The Toolbox provides a variety of options, as setting personal preferences like the Touch wheel spin sensitivity, computer connectivity and device information.

## Creating a Pipetting Program

Use the VIALAB software to create multi-step programs on a PC and transfer them to the D-ONE, see VIALAB operating instructions.

## Starting a Pipetting Program

Use the communication module or the communication cable to connect D-ONE with ASSIST PLUS.

The following GRIPTIPS for benchtop pipetting systems can be attached:

D-ONE 0.5–300 µl (# 4531): 12.5 µl (pink) and 300 µl (green).

D-ONE 5–1250 µl (# 4532): 125 µl (yellow) and 1250 µl (blue).

Please visit the GRIPTIP Selector Guide to find the correct GRIPTIPS.



From the Main Menu, select ASSIST PLUS. Press **OK** to enter the list of VIALAB programs.

Select a program and press RUN.

## Maintenance

Clean the outer surface with a lint-free cloth lightly soaked with mild soap solution in distilled water or with a 70 % dilution of Isopropyl or Ethanol. Never use Acetone or other solvents.

D-ONE cannot be disassembled or autoclaved. Decontaminate D-ONE in accordance with good laboratory practice. The device may be decontaminated with H<sub>2</sub>O<sub>2</sub> gas (maximal concentration 35 %) for 60 minutes.

If you intend to ship D-ONE to be periodically calibrated, the original packaging can be stored and reused for this purpose.

## Equipment Disposal



Pipetting modules must not be disposed of with unsorted municipal waste. Do not dispose of the pipettes in a fire.



Pipetting modules contain a Li-ion battery. Do not modify the battery in any way. Dispose of the modules and the batteries separately in accordance with the laws and regulations in your area governing disposal of devices containing Li-ion batteries.

In certain regions and countries, e.g. in EU member states, the distributor is obliged to take back this product free of charge at the end of life. Please contact your local distributor for more details.

## Manufacturer and customer service

<b>INTEGRA Biosciences AG</b> Tardisstrasse 201 7205 Zizers, Switzerland	<b>INTEGRA Biosciences Corp.</b> 22 Friars Drive Hudson, NH 03051, USA	Find your local representative: <a href="http://www.integra-biosciences.com">www.integra-biosciences.com</a> <a href="mailto:info@integra-biosciences.com">info@integra-biosciences.com</a>
<b>Direct sales country</b>	<b>Telephone</b>	<b>Mail</b>
Australia	+617 3497 5800	<a href="mailto:info-au@integra-biosciences.com">info-au@integra-biosciences.com</a>
Benelux	+31 630 609 866	<a href="mailto:info-benelux@integra-biosciences.com">info-benelux@integra-biosciences.com</a>
China	+86 21 5844 7203	<a href="mailto:info-cn@integra-biosciences.com">info-cn@integra-biosciences.com</a>
Denmark, Sweden	+45 3173 5373	<a href="mailto:info-nordic@integra-biosciences.com">info-nordic@integra-biosciences.com</a>
France	+33 1 34 30 76 76	<a href="mailto:info-fr@integra-biosciences.com">info-fr@integra-biosciences.com</a>
Germany, Austria	+49 6409 81999 15	<a href="mailto:info-de@integra-biosciences.com">info-de@integra-biosciences.com</a>
Japan	+81 3 5962 4936	<a href="mailto:info-jp@integra-biosciences.com">info-jp@integra-biosciences.com</a>
Switzerland	+41 81 286 95 30	<a href="mailto:info-ch@integra-biosciences.com">info-ch@integra-biosciences.com</a>
United Kingdom, Ireland	+44 1635 797000	<a href="mailto:info-uk@integra-biosciences.com">info-uk@integra-biosciences.com</a>
United States, Canada	+1 603 578 5800	<a href="mailto:info-us@integra-biosciences.com">info-us@integra-biosciences.com</a>



## Declaration of conformity

**INTEGRA Biosciences AG – 7205 Zizers, Switzerland**

declares on its own responsibility that the devices

Description	Models
<b>D-ONE Module</b>	<b>4531, 4532</b>
<b>Accessories</b>	<b>3214, 3215, 3216, 3217, 3218, 4200, 4205, 4210, 4211, 4215, 4222</b>

comply with:

### EU provisions

2014/35/EU, 2014/30/EU, 2012/19/EC, 2011/65/EC, 2006/66/EC, 1907/2006, 2019/1782, 1103/2010

### UK provisions

S.I. 2016/1101, S.I. 2016/1091, S.I. 2008/2164, S.I. 2013/3113, S.I. 2012/3032

Zizers, December 22, 2025

Urs Hartmann  
CEO

Daniela Gross  
Head of Corporate Quality

For detailed declaration of conformity with provisions of other countries, please refer to the D-ONE operating instructions.