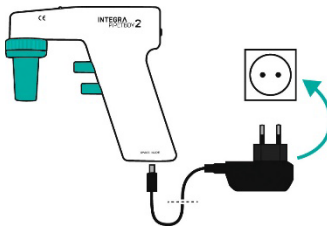




This quick guide is intended to provide a brief overview of the main features and operation of PIPETBOY acu 2. For detailed information, please refer to the latest Operating Instructions that can be found at www.integra-biosciences.com in several languages.

Battery Charge



Plug in



Charge the Li-ion battery completely before first use.

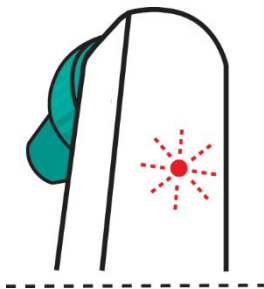


Only use the original Li-ion battery for PIPETBOY acu 2 (part no. 155 066)!

The NiMH battery for PIPETBOY acu is not compatible.

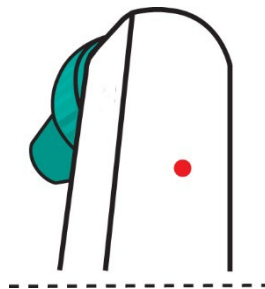
The supply voltage must meet the requirements of the mains adapter: 100-240 VAC, 50/60 Hz.

Low Battery



Red Blink

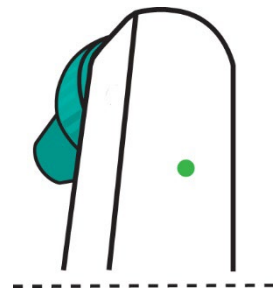
Charging Battery



Red

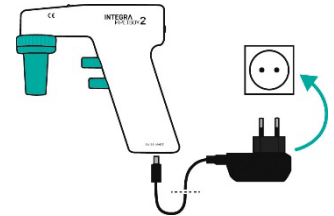
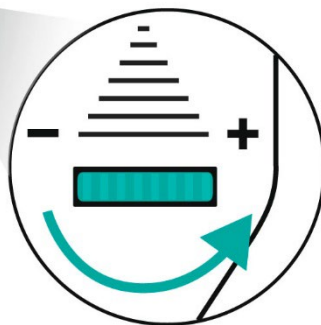
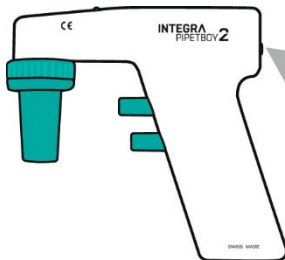
~ 3.5 h

Charged Battery



Green

General Speed Setting



Plug in for Turbo Speed

50 %
Speed

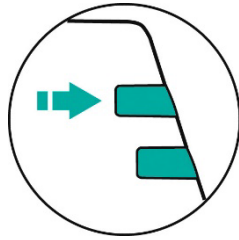
100 %
Speed

125 %
Turbo Speed

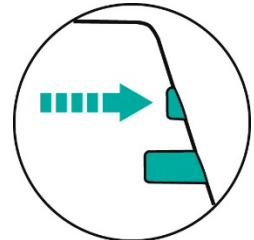
INTEGRA

Manual Speed Control

A
S
P
I
R
A
T
E



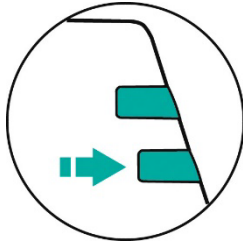
Slow



Fast

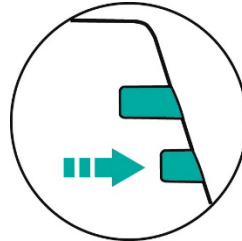
D
I
S
P
E
N
S
E

Gravity Dispense



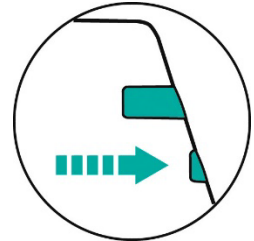
Pump not running

Slow



Pump running

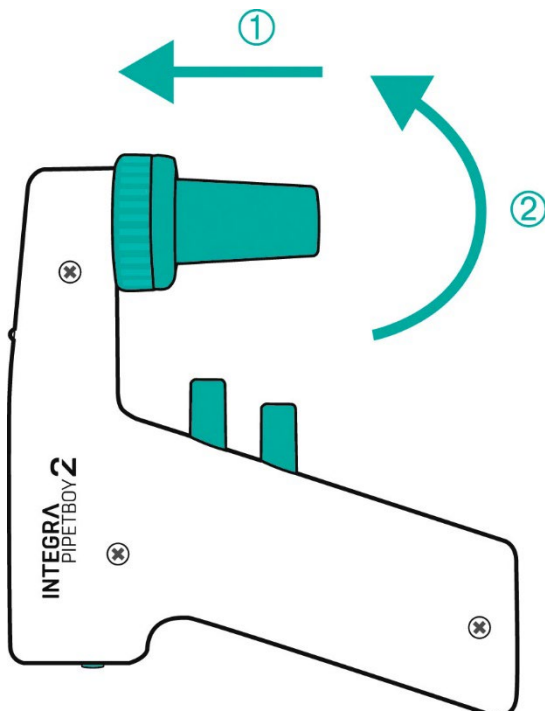
Fast



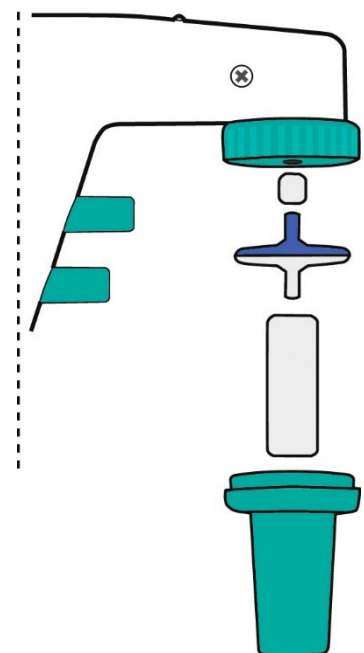
Pump running

Filter Exchange

Press (1) and turn 1/8th counter clockwise (2)



Replace the filter



Colored side facing upwards

Intended Use

PIPETBOY acu 2 is a pipette controller designed for aspirating and dispensing aqueous solutions with plastic or glass pipettes in a volume range of 1 to 100 ml. It is intended for measurement, control and laboratory use. Any use of this instrument in a medical or IVD setting is the responsibility of the user.

Safety Notes

- 1) Do not use or charge PIPETBOY acu 2 in an atmosphere with danger of explosion. Do not pipette highly flammable liquids such as acetone or ether.
- 2) Comply with the material safety data sheet (MSDS) and with all safety guidelines when handling dangerous substances. Use protective clothing and safety goggles. Never point a pipette in anyone's direction.
- 3) Avoid pipetting of liquids whose vapours could attack the materials PA (polyamide), POM (polyoxymethylene), FPM (fluor-rubber), NBR (nitrile-rubber), CR (chloroprene) and silicone. Corrosive vapours could also damage metallic parts inside the device.
- 4) Use an original INTEGRA Biosciences mains adapter only. Protect it from moisture otherwise PIPETBOY acu 2 might be damaged.

Regardless of the listed safety notes, additionally applicable regulations and guidelines of trade associations, health authorities, trade supervisory offices, etc. must be observed.

Warranty

PIPETBOY pipette controllers are designed and manufactured following high standards in quality and durability. They are warranted for a period of 12 months.



To benefit from a 3 year extended warranty, register your PIPETBOY on www.pipetboy.info or www.integra-biosciences.com and click on Warranty registration. Your warranty extension will be activated after online submission of the registration form.



Equipment Disposal



PIPETBOY acu 2 device must not be disposed of with unsorted municipal waste.

Dispose of PIPETBOY acu 2 and the battery separately in accordance with the laws and regulations in your area governing disposal of devices.

In certain regions and countries, e.g. in all EU member states, the distributor is obliged to take back this product free of charge at the end of life. Please contact your local distributor for more details.

Manufacturer

INTEGRA Biosciences AG
CH-7205 Zizers, Switzerland
T +41 81 286 95 30
F +41 81 286 95 33

info@integra-biosciences.com
www.integra-biosciences.com

INTEGRA Biosciences Corp.
Hudson, NH 03051, USA
T +1 603 578 5800
F +1 603 577 5529



Declaration of conformity

INTEGRA Biosciences AG – 7205 Zizers, Switzerland

declares on its own responsibility that the devices

Description

Models

PIPETBOY acu 2

**155000, 155015, 155016, 155017, 155018, 155019, 155022,
155023, 155024**

comply with:

EU Directives and Regulations

2014/35/EU, 2014/30/EU, 2012/19/EC, 2011/65/EC, 2006/66/EC, 1907/2006, 2019/1782,
1103/2010

GBR Regulations

S.I. 2016/1101, S.I. 2016/1091, S.I. 2013/3113, S.I. 2012/3032

Zizers, January 14, 2021

Urs Hartmann
CEO

Thomas Neher
Quality Manager

For detailed CE declaration with regulations of other countries, please refer to the operating instructions.