



VOYAGER

Adjustable tip spacing electronic pipette
Fast transfers of samples between different labware formats
with less errors



Motorized tip spacing

one-handed operation
easier labware handling

4.5 to 33 mm

transfer to different labware:
tubes, well plates and gels

8-12 times faster

vs. single channel pipettes
sample transfers

ADJUSTABLE TIP SPACING



The tip spacing is electronic, and can be changed by the simple push of a button – the same button used to pipette. One-handed operation means you're free to hold your labware - making pipetting easier and faster


All the benefits of a multi-channel electronic pipette – no plunger to strain your thumb, the ability to repeat dispense, and programs that can be tailored to your specific application

VOYAGER adjustable tip spacing pipettes are available in 4, 6, 8 and 12 channel versions, and expand from 4.5 to 33 mm tip spacing

VOYAGER

Adjustable tip spacing pipettes

Transferring multiple samples from one labware format to another individually is a tedious and error-prone task. **VOYAGER** pipettes feature motorized tip spacing, enabling parallel transfer of multiple samples between different labware sizes and formats. The tip spacing can be changed by the simple push of a button; no manual adjustments or two-handed operations are necessary. This not only boosts your pipetting productivity, it also reduces the risk of developing repetitive strain injuries (RSI).

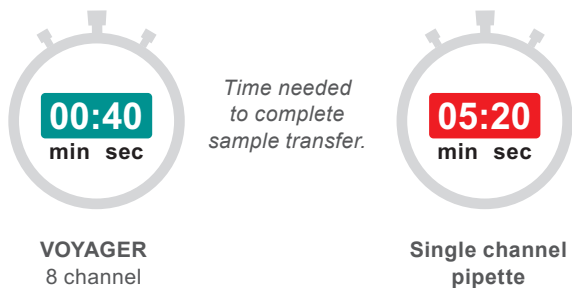


💡 Did you know?

GRIP TIPS® are guaranteed never to leak, loosen or fall off during a protocol, and will always attach at the exact same height, ensuring error-free pipetting.

Save hours of pipetting

The **VOYAGER** allows you to transfer multiple samples at once, instead of going back and forth between different labware formats with a single channel pipette. This increases pipetting productivity significantly, while also reducing errors, as the number of transfers is minimized. Transferring samples from 1.5 ml microfuge tubes to a 96 well plate using a **VOYAGER** multichannel pipette can be 8-12 times faster compared to a single channel pipette.



Fewer mistakes and higher reproducibility

The **VOYAGER** multichannel pipette can be used for many applications typically done with a single channel pipette.

Two problems can occur when using single channel pipettes:

- Mistakes (transcription errors) can be made when going back and forth between the source and the target – sometimes something gets missed or forgotten!
- Each transfer is done individually, meaning each time you pipette you may use a slightly different speed, height of aspiration, or technique to the previous time, decreasing precision and reproducibility.

The **VOYAGER** minimizes both these problems while increasing productivity. This multichannel solution means that you don't need to go back and forth between source and target as often, and reproducibility will be increased.



GRIPTIPS snap on

Do your pipette tips ever loosen, leak or fall off? This will never happen with any **VOYAGER** pipette/ GRIPTIPS combination. Featuring low attachment and ejection forces, GRIPTIPS effortlessly snap onto the tip fittings. This means GRIPTIPS are always firmly attached and perfectly aligned, regardless of how many side well touch-offs are performed.

The tip is either on or off, but cannot be in between. Unlike competitor pipettes, hammering the pipette into the tips to make sure they attach correctly is not required.



Simple to use

The touch wheel is a quick and ergonomic way to modify pipetting parameters. Simply slide your finger over the wheel instead of repeatedly pushing buttons or twisting your fingers to alter pipetting volumes.

The full color screen provides full text menus in multiple languages, and displays pipetting protocols without abbreviations, making **VOYAGER** pipettes particularly easy to understand and intuitive to use.



Typical applications

VOYAGER Pipette tip spacing and examples of compatible labware

Model	Volume	Spacing (min to max)	384 well plate 4.5 mm well to well	96 wells 9 mm well to well	48 wells 14 mm well to well	24 wells 19 mm well to well	12 wells 26 mm well to well
4 channel	300 µl, 1250 µl	9 – 33 mm		✓	✓	✓	✓
6 channel	300 µl, 1250 µl	9 – 19.8 mm		✓	✓	✓	
8 channel	300 µl, 1250 µl	9 – 14 mm		✓	✓		
8 channel	12.5 µl, 50 µl, 125 µl	4.5 – 14 mm	✓	✓	✓		
12 channel	12.5 µl, 50 µl, 125 µl	4.5 – 9 mm	✓	✓			
			Agarose gels		Microcentrifuge tube racks	Test tube racks Culture tubes	Large sample tubes and racks



Gel loading



Plate reformatting



Access to tube racks



Cell plating

ASSIST / ASSIST PLUS

The ASSIST family of pipetting robots automates INTEGRA's electronic multichannel pipettes to free scientists from routine tasks such as serial dilutions, sample reformatting and reagent addition. It provides excellent pipetting reproducibility and sets a new standard for ergonomics. Simply mount a **VOYAGER** electronic pipette onto the ASSIST/ASSIST PLUS pipetting robot, choose a pipetting protocol, and add a tip rack and your labware. Press RUN, and the ASSIST/ASSIST PLUS will automatically carry out the full workflow.



ASSIST




ASSIST PLUS




Storage and charging options

Pipettes can be charged directly with the pipette mains adapter (#4200). The single pipette charging stand (#4210) and the carousel charging stand (#4215) offer space saving alternatives. The charging/communication stand (#4211) also enables communication between the pipette and a PC with INTEGRA's VIALINK Pipette Management Software.



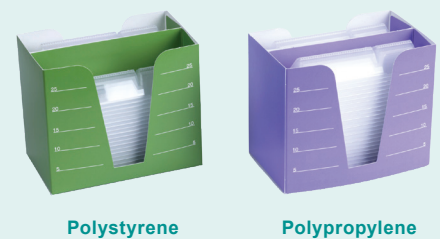
Two linear stands (#3214 for Short, #3215 for Standard) accommodate all types of INTEGRA pipettes. They can be easily converted into charging stands by the addition of up to 4 charging stations (#3217) and a mains adapter (#3216). Alternatively, a charging communication station (#3218) can be added to enable communication between the pipette and a PC with VIALINK. The pipette rotary stand (#3213) and wall mount for handheld pipettes (#3205) may be used for storage, or with a mains adapter (#4200) for space-saving charging.




Reservoirs

This eco-friendly range features disposable reservoir inserts that sit securely within a sturdy, SBS-format, reusable base with bold, crisp, clearly visible graduation markings to minimize plastic waste. Designed to nest inside each other, it is possible to fit twice as many inserts into half the space of other products on the market, reducing inventory space requirements and shipping costs. Each flat bottom insert benefits from INTEGRA's revolutionary SureFlo® anti-sealing array, ensuring minimal dead volume.

Choose from 10, 25 and 100 ml reservoirs in crystal clear **polystyrene** or **polypropylene**, for enhanced chemical compatibility. A **divided version** is also available.



Ordering information

Instrument	Channels	Volume range	Part no.
VOYAGER Adjustable tip spacing pipettes 	Four	10 – 300 µl	4743
		50 – 1250 µl	4744
	Six	10 – 300 µl	4763
		50 – 1250 µl	4764
	Eight	0.5 – 12.5 µl	4721
		2 – 50 µl	4726
		5 – 125 µl	4722
		10 – 300 µl	4723
		50 – 1250 µl	4724
		5 – 125 µl	4732
	Twelve	0.5 – 12.5 µl	4731
		2 – 50 µl	4736
5 – 125 µl		4732	

Instruments do not include a power supply. Choose your desired charging option below.

Storage and charging options	Part no.
Wall mount for handheld pipettes	3205
Pipette rotary stand	3213
Short linear stand (Holds up to 4 charging stations; mains adapter and charging stations sold separate)	3214
Linear stand (Holds up to 4 charging stations; mains adapter and charging stations sold separate)	3215
Mains adapter, for use with linear stand	3216
Charging station for linear stand (incl. connection cable)	3217
Charging/communication station for linear stand (incl. connection cable and USB cable)	3218
Mains adapter for electronic pipette	4200
Single pipette charging stand, incl. mains adapter	4210
Charging/communication stand, incl. mains adapter	4211
Carousel charging stand for 4 pipettes, incl. mains adapter	4215

ECO rack GRIPTIPS – For more GRIPTIPS options, including GREEN CHOICE and bulk bags, please refer to our website.

Description		Sterile Filter Part no.	Sterile Part no.	Non-Sterile Part no.
12.5 µl long	10 racks of 96 GRIPTIPS	3708	3707	3406
12.5 µl long	10 racks of 384 GRIPTIPS	3705	3704	3403
12.5 µl	10 racks of 96 GRIPTIPS	3718	3717	3416
12.5 µl	10 racks of 384 GRIPTIPS	3715	3714	3413
125 µl	10 racks of 96 GRIPTIPS	3728	3727	3426
125 µl	10 racks of 384 GRIPTIPS	3725	3724	3423
300 µl	10 racks of 96 GRIPTIPS	3735	3734	3433
300 µl long	10 racks of 96 GRIPTIPS	3785	3784	3483
300 µl wide bore	10 racks of 96 GRIPTIPS	3935	3934	3633
1250 µl	10 racks of 96 GRIPTIPS	3745	3744	3443
1250 µl short	10 racks of 96 GRIPTIPS	3795	3794	3493
1250 µl wide bore	10 racks of 96 GRIPTIPS	3945	3944	3643

ECO rack low retention GRIPTIPS

Description		Sterile Filter Part no.	Sterile Part no.	Non-Sterile Part no.
12.5 µl long	10 racks of 96 GRIPTIPS, low retention	3808	3807	3506
12.5 µl long	10 racks of 384 GRIPTIPS, low retention	3805	3804	3503
12.5 µl	10 racks of 96 GRIPTIPS, low retention	3818	3817	3516
12.5 µl	10 racks of 384 GRIPTIPS, low retention	3815	3814	3513
125 µl	10 racks of 96 GRIPTIPS, low retention	3828	3827	3526
125 µl	10 racks of 384 GRIPTIPS, low retention	3825	3824	3523
300 µl	10 racks of 96 GRIPTIPS, low retention	3835	3834	3533
1250 µl	10 racks of 96 GRIPTIPS, low retention	3845	3844	3543

For a complete listing of all GRIPTIPS volumes and configurations, visit the INTEGRA GRIPTIPS Selector Guide

POPTOP base for use with ECO racks and GREEN CHOICE GRIPTIPS

Description	Part no.
Small POPTOP base	3250
Large POPTOP base	3255

ECO base for use with ECO rack GRIPTIPS

Description	Part no.
Small ECO base	3240
Large ECO base	3245



Contact us:

