1-NAE-Set-up Report

Program Name (on pipette)
1-NAE-Set-up

INTEGRA VIALAB

User Credentials

Name: LSa
Date: 16. Apr. 2020

Overview Method

VOYAGER - 1,250µl - 4CH

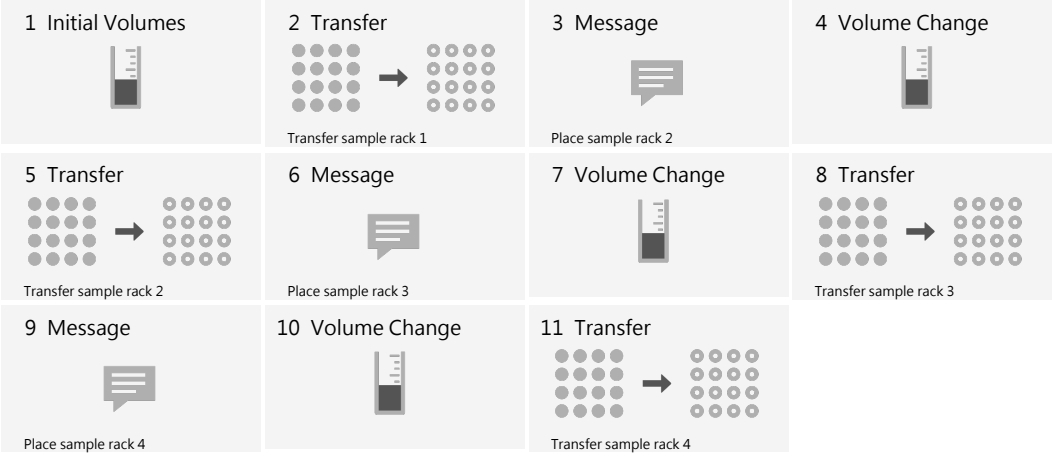

Total Time: 21 min 43 sec
Total Tip Consumption: 96

Description

NAE Set-up.
Add human samples in the NAE plate.

Deck Layout

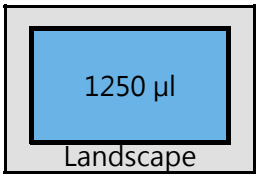

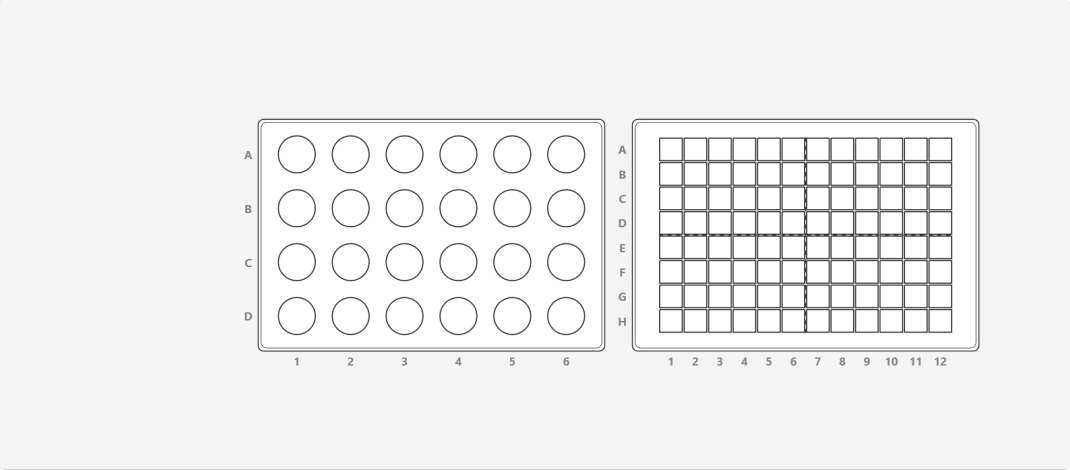

B Rack for 15 ml centrifuge tubes - 15000 µl

C 96 Deepwell U-bottom - 2200 µl

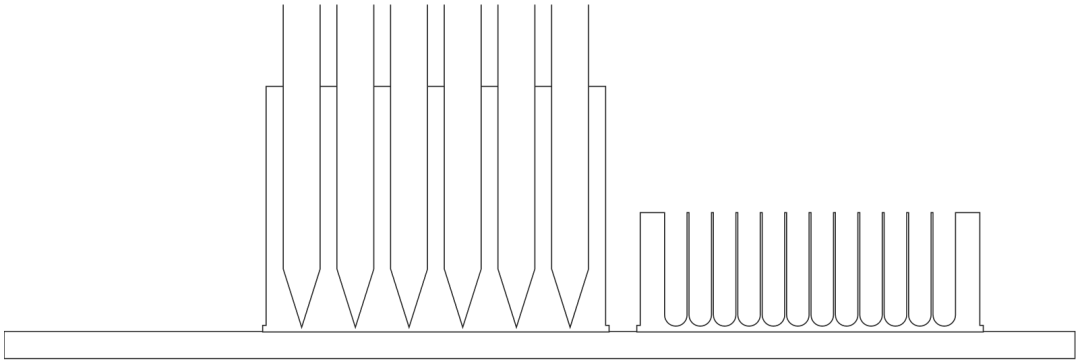

Pipette & Deck

Labware	Name	Manufacturer	Part Number
Pipette	VOYAGER 1,250µl 4 channels	INTEGRA	4744
Pipette Tip	1250 µl GripTip, Sterile, Filter, Wide bore	INTEGRA	6645
Deck	3 Position Universal Deck	INTEGRA	4520

Deck Labware

Deck Position	Labware	Name	Manufacturer	Part Number	Description
B	Tube Rack	Rack for 15 ml centrifuge tubes - 15000 µl	INTEGRA	4542	4x6 centrifuge tubes (15 ml) in SLAS/ANSI format
C	Plate	96 Deepwell U-bottom - 2200 µl	SARSTEDT	82.1972.002	
D	Waste				

Method

Step	Description
1 Initial Volum...	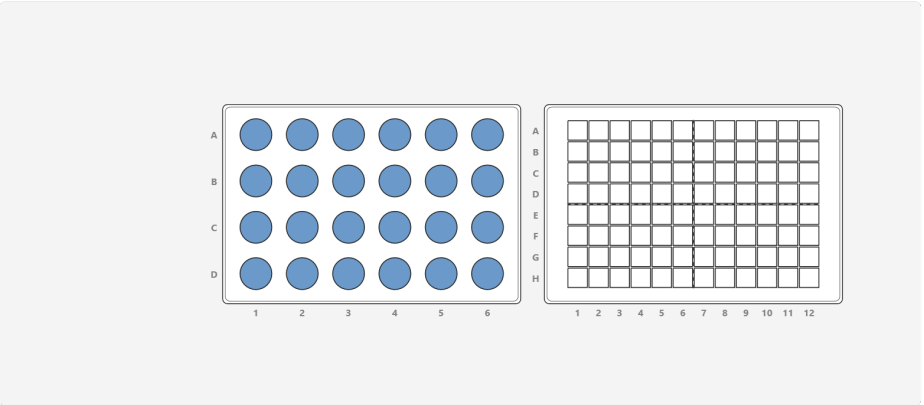 5000 µl
2 Transfer **Time:** 8 min 9 sec **Used Tips:** 24 **Description:** Transfer sample rack 1	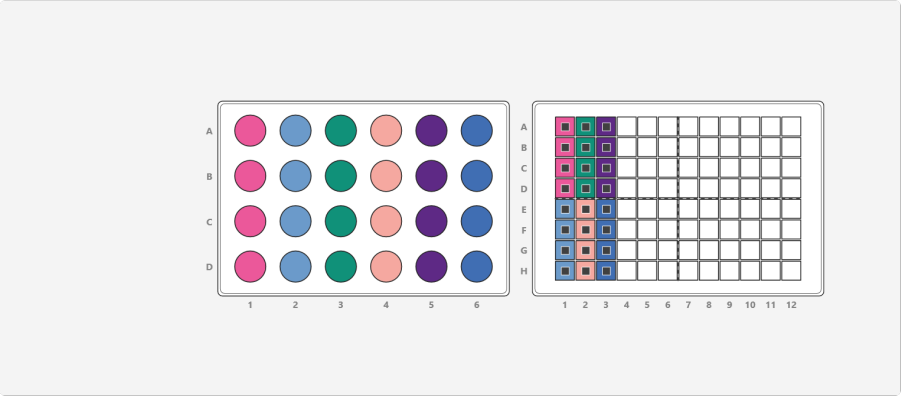

Summary individual transfers

	Source			Target			
Step	Deck Position	Well Positions	Start Height [mm]	Deck Position	Well Positions	Start Height [mm]	Volume [µl]
1	B	A1-D1	40 mm	C	A1-D1	3.2 mm	200
2	B	A2-D2	40 mm	C	E1-H1	3.2 mm	200
3	B	A3-D3	40 mm	C	A2-D2	3.2 mm	200
4	B	A4-D4	40 mm	C	E2-H2	3.2 mm	200
5	B	A5-D5	40 mm	C	A3-D3	3.2 mm	200
6	B	A6-D6	40 mm	C	E3-H3	3.2 mm	200

Pipetting settings

Tab	Parameter	Set value
Pipetting location	**Source:** Tip Spacing **Target:** Tip Spacing	**Source:** 19.8 mm **Target:** 9 mm
Volumes	Volume Air Gap	Fix 25 µl
Pipetting Speeds	Aspiration Speed Aspiration Delay Dispense Speed Dispense Delay Aspirate	2 0 2 0 No

Step	Description		
	Pipetting Height	**Source:** Heights Tip Travel Safety Bottom Offset **Target:** Heights Tip Travel Safety Bottom Offset	**Source:** Fix Yes 2 mm **Target:** Fix Yes 1 mm
	Tip Change	Tip Change	After each transfer
	Mix	**Source:** Mixing Mix Volume Mix Cycles Mix Speed Tip Travel Start Height **Target:** Mixing	**Source:** Yes 1100 µl 2 2 Yes 30 mm **Target:** No
	Tip Touch	Tip Touch Type of Tip Touch Tip Touch Height	Yes Liquid 6 mm

3 Message

Description:
Place sample rack 2

Pipetting settings

Tab	Parameter	Set value
Message	Message Line 1 Message Line 2 Message Line 3	Place Sample Rack 2

4 Volume Change

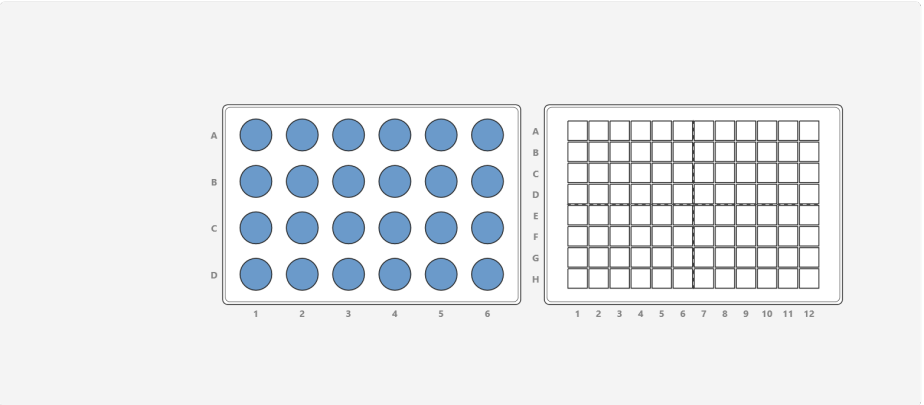

5000 µl

Step	Description
5 Transfer	

Time:
4 min 44 sec
Used Tips:
24

Description:
Transfer sample rack 2

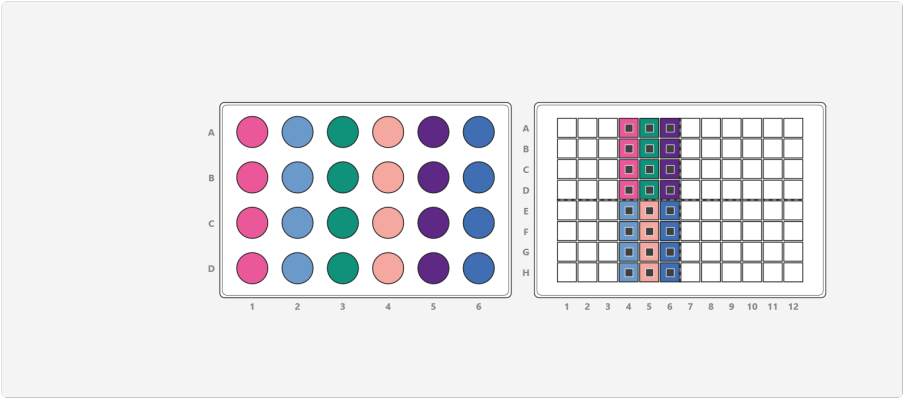

Summary individual transfers

	Source			Target			
Step	Deck Position	Well Positions	Start Height [mm]	Deck Position	Well Positions	Start Height [mm]	Volume [µl]
1	B	A1-D1	40 mm	C	A4-D4	3.2 mm	200
2	B	A2-D2	40 mm	C	E4-H4	3.2 mm	200
3	B	A3-D3	40 mm	C	A5-D5	3.2 mm	200
4	B	A4-D4	40 mm	C	E5-H5	3.2 mm	200
5	B	A5-D5	40 mm	C	A6-D6	3.2 mm	200
6	B	A6-D6	40 mm	C	E6-H6	3.2 mm	200

Pipetting settings

Tab	Parameter	Set value
Pipetting location	**Source:** Tip Spacing **Target:** Tip Spacing	**Source:** 19.8 mm **Target:** 9 mm
Volumes	Volume Air Gap	Fix 25 µl
Pipetting Speeds	Aspiration Speed Aspiration Delay Dispense Speed Dispense Delay Aspirate	2 0 2 0 No
Pipetting Height	**Source:** Heights Tip Travel Safety Bottom Offset **Target:** Heights Tip Travel Safety Bottom Offset	**Source:** Fix Yes 2 mm **Target:** Fix Yes 1 mm
Tip Change	Tip Change	After each transfer

Step	Description		
	Mix	**Source:** Mixing Mix Volume Mix Cycles Mix Speed Tip Travel Start Height **Target:** Mixing	**Source:** Yes 1100 µl 2 5 Yes 30 mm **Target:** No
	Tip Touch	Tip Touch Type of Tip Touch Tip Touch Height	Yes Liquid 6 mm

6 Message

Description:
Place sample rack 3

Pipetting settings

Tab	Parameter	Set value
Message	Message Line 1 Message Line 2 Message Line 3	Place Sample Rack 3 -

7 Volume Change

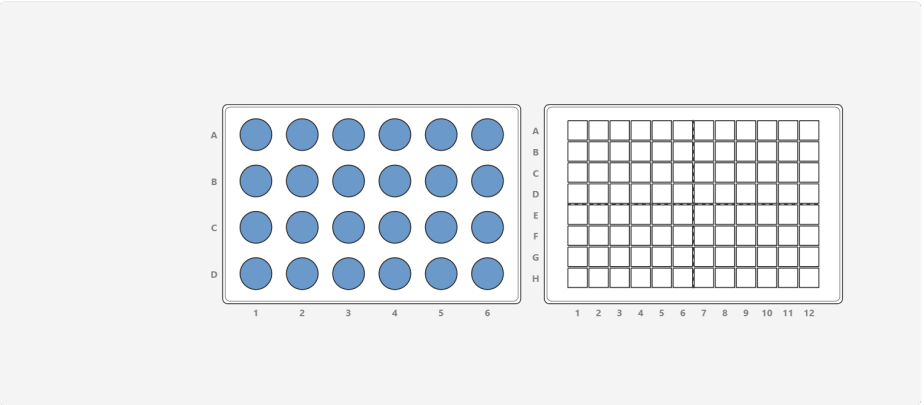

5000 µl

8 Transfer

Time:
4 min 21 sec
Used Tips:
24

Description:
Transfer sample rack 3

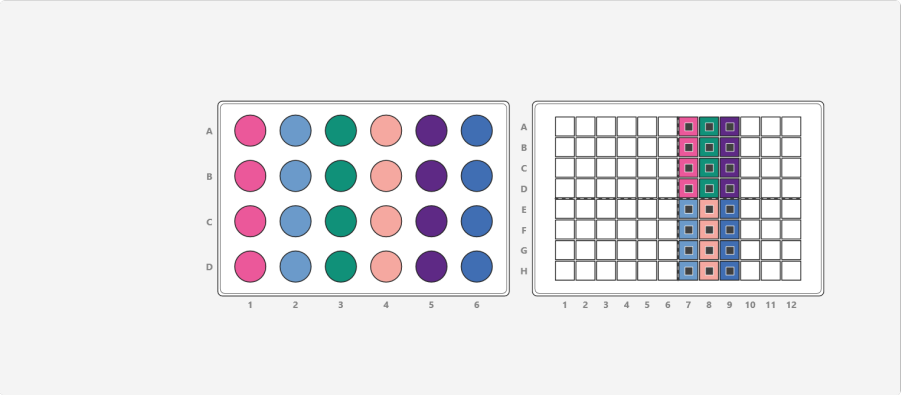

Step	Description

Summary individual transfers

	Source			Target			
Step	Deck Position	Well Positions	Start Height [mm]	Deck Position	Well Positions	Start Height [mm]	Volume [µl]
1	B	A1-D1	40 mm	C	A7-D7	3.2 mm	200
2	B	A2-D2	40 mm	C	E7-H7	3.2 mm	200
3	B	A3-D3	40 mm	C	A8-D8	3.2 mm	200
4	B	A4-D4	40 mm	C	E8-H8	3.2 mm	200
5	B	A5-D5	40 mm	C	A9-D9	3.2 mm	200
6	B	A6-D6	40 mm	C	E9-H9	3.2 mm	200

Pipetting settings

Tab	Parameter	Set value
Pipetting location	**Source:** Tip Spacing **Target:** Tip Spacing	**Source:** 19.8 mm **Target:** 9 mm
Volumes	Volume Air Gap	Fix 25 µl
Pipetting Speeds	Aspiration Speed Aspiration Delay Dispense Speed Dispense Delay Aspirate	5 0 5 0 No
Pipetting Height	**Source:** Heights Tip Travel Safety Bottom Offset **Target:** Heights Tip Travel Safety Bottom Offset	**Source:** Fix Yes 2 mm **Target:** Fix Yes 1 mm
Tip Change	Tip Change	After each transfer
Mix	**Source:** Mixing Mix Volume Mix Cycles Mix Speed Tip Travel Start Height **Target:** Mixing	**Source:** Yes 1100 µl 2 5 Yes 47 mm **Target:** No
Tip Touch	Tip Touch Type of Tip Touch Tip Touch Height	Yes Liquid 6 mm

Step	Description
9 Message **Description:** Place sample rack 4	

Pipetting settings

Tab	Parameter	Set value
Message	Message Line 1 Message Line 2 Message Line 3	Place Sample Rack 4 -

10 Volume Change

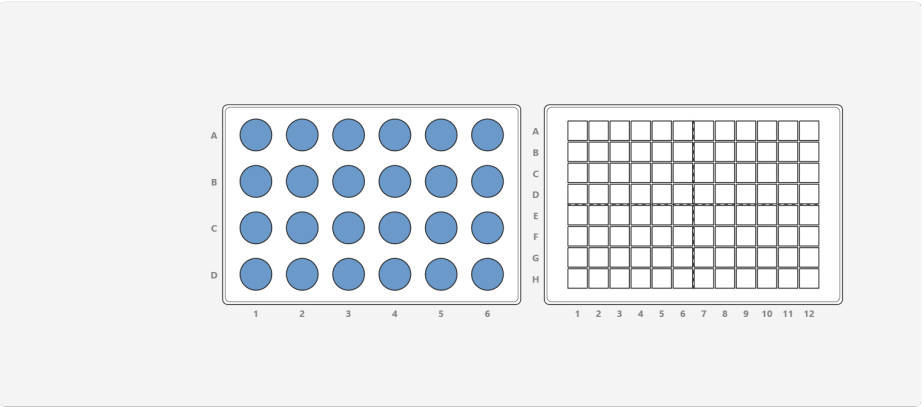

11 Transfer

Time:
4 min 22 sec
Used Tips:
24

Description:
Transfer sample rack 4

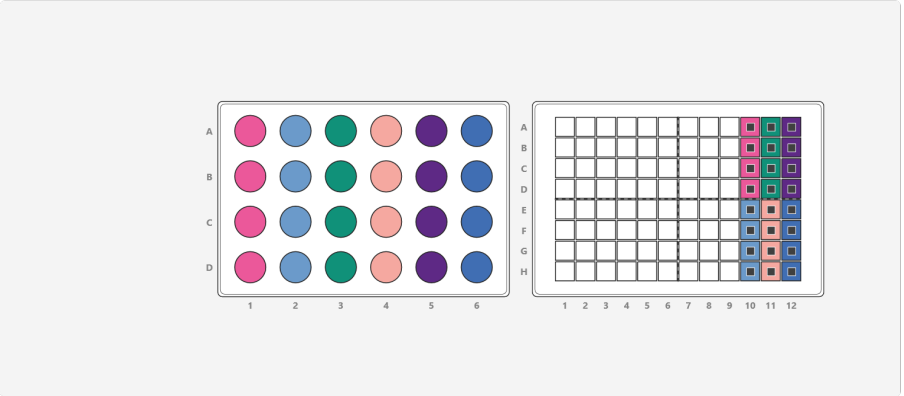

Summary individual transfers

	Source			Target			
Step	Deck Position	Well Positions	Start Height [mm]	Deck Position	Well Positions	Start Height [mm]	Volume [µl]
1	B	A1-D1	40 mm	C	A10-D10	3.2 mm	200
2	B	A2-D2	40 mm	C	E10-H10	3.2 mm	200
3	B	A3-D3	40 mm	C	A11-D11	3.2 mm	200
4	B	A4-D4	40 mm	C	E11-H11	3.2 mm	200
5	B	A5-D5	40 mm	C	A12-D12	3.2 mm	200
6	B	A6-D6	40 mm	C	E12-H12	3.2 mm	200

Pipetting settings

Step	Description		
	Tab	**Parameter**	**Set value**
	Pipetting location	**Source:** Tip Spacing **Target:** Tip Spacing	**Source:** 19.8 mm **Target:** 9 mm
	Volumes	Volume Air Gap	Fix 25 µl
	Pipetting Speeds	Aspiration Speed Aspiration Delay Dispense Speed Dispense Delay Aspirate	5 0 5 0 No
	Pipetting Height	**Source:** Heights Tip Travel Safety Bottom Offset **Target:** Heights Tip Travel Safety Bottom Offset	**Source:** Fix No 2 mm **Target:** Fix Yes 1 mm
	Tip Change	Tip Change	After each transfer
	Mix	**Source:** Mixing Mix Volume Mix Cycles Mix Speed Tip Travel Start Height **Target:** Mixing	**Source:** Yes 1100 µl 2 5 Yes 30 mm **Target:** No
	Tip Touch	Tip Touch Type of Tip Touch Tip Touch Height	Yes Liquid 6 mm

Run Protocol

Program Name Program Name (on pipette)	1-NAE-Set-up.iaa 1-NAE-Set-up
Instrument - Serial Number ASSIST PLUS	
Pipette - Serial Number VOYAGER - 1,250µl - 4CH	
Pipette Tips - Lot Number 1250 µl GripTip, Sterile, Filter, Wide bore	
Notes:	
Run Operator:	
Run Date:	
Run Start Time:	
Run End Time:	
Signature:	