EZIIGO-20S-1mL-HeatPac Report

INTEGRA VIALAB

Program Name (on pipette)
EZIIGO_20S_1mL

User Credentials

Name: sst
Date: 12. Aug. 2019

Overview Method

VOYAGER - 1,250µl - 6CH

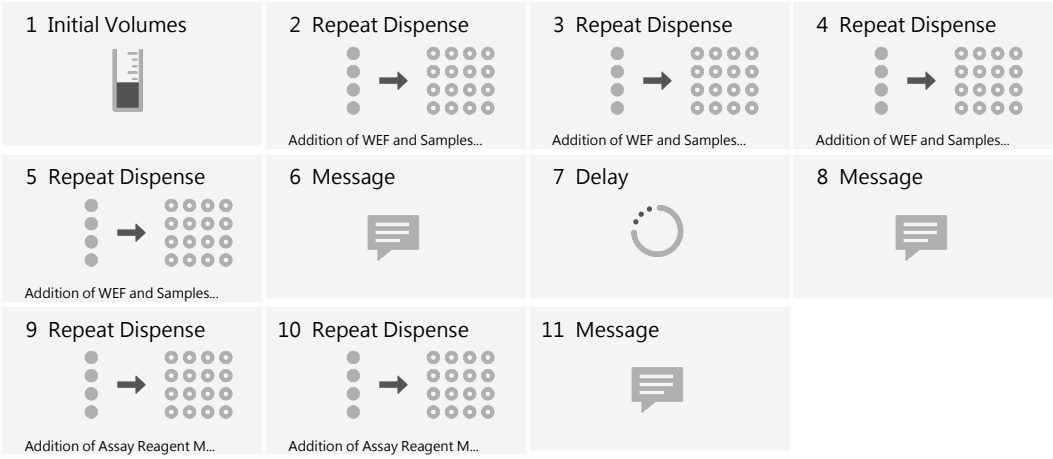

Total Time: 10 min 36 sec
Total Tip Consumption: 36

Description

Filling of GOPLATE with 20 water samples:
- sample tube: 5 mL ENDOGRADE Glass Test Tubes
- sample volume: 1 mL
- including 5 min incubation step on the platform (on a heater)

12.08.2019
Labware Change to GOPLATE on HeatPac
Dispense Height adapted to HeatPac (new: 65.3 mm) in all steps

Deck Layout

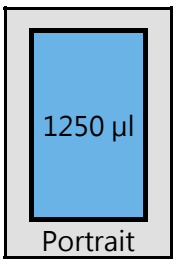

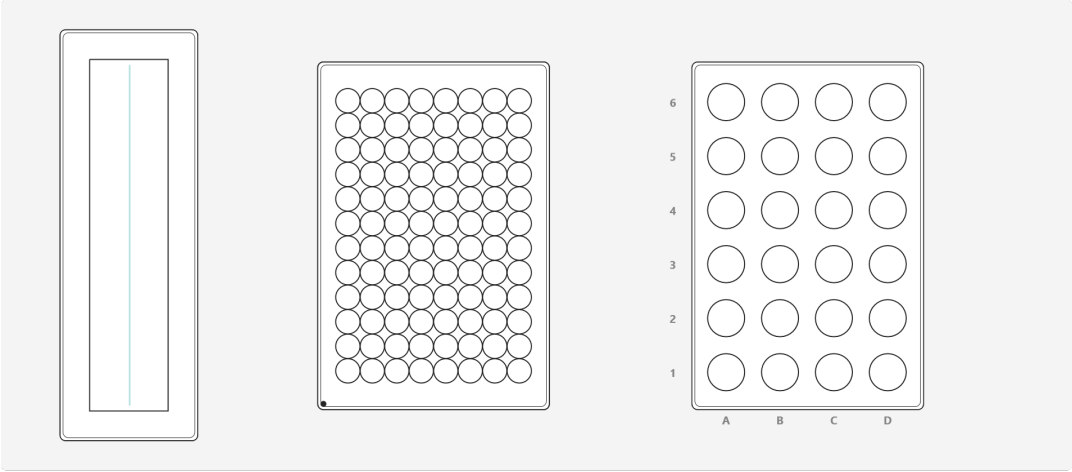

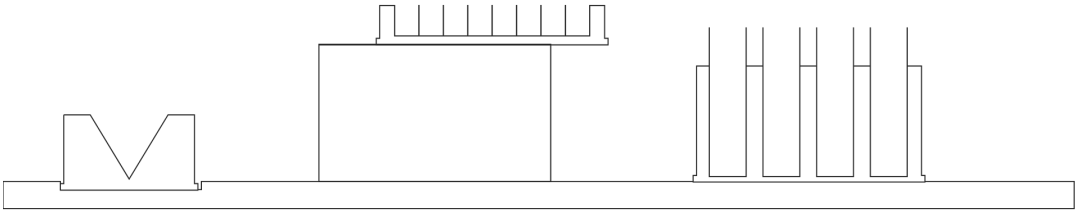

Pipette & Deck

Labware	Name	Manufacturer	Part Number
Pipette	VOYAGER 1,250µl 6 channels	INTEGRA	4764
Pipette Tip	1250 µl GripTip, Sterile	INTEGRA	6444
Deck	3 Position Universal Deck	INTEGRA	4520

Deck Labware

Deck Position	Labware	Name	Manufacturer	Part Number	Description
A	Reservoir	Multichannel Reservoir - 25 ml	INTEGRA	4310, 4311, 4312	
B	COMBI System	HeatPAC F-bottom Adapter_GOPLATE		7900046	- active heating device - temperature range: room temperature - 135°C - including F-bottom adapter (PN 7900016) with GO Plate from Endozyme 2 Go Kit (Biomerieux)
	B1	96 well F-bottom GOPLATE	Hyglos	500117	
C	Tube Rack	Rack for 5 ml Glass Test Tubes - 5000 µl	INTEGRA	customized	4x6 ENDOGRADE Glass Test Tubes (5 ml)
D	Waste				

Method

Step	Description
1 Initial Volum...	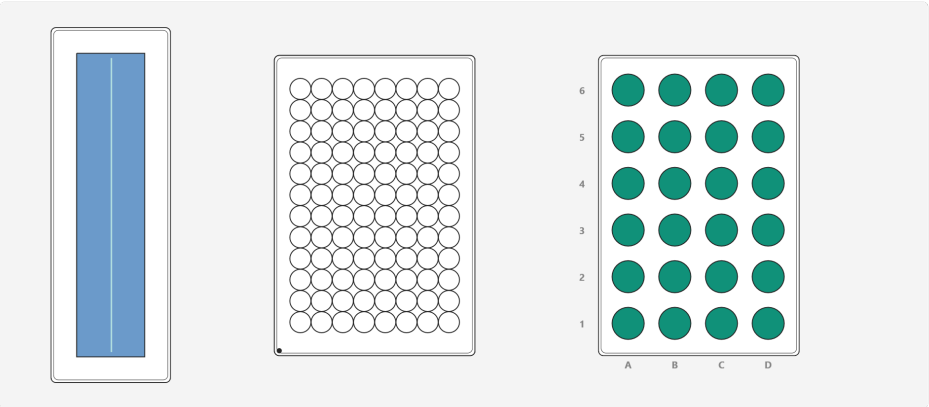
2 Repeat Dispen... **Time:** 0 min 49 sec **Used Tips:** 6 **Description:** Addition of WEF and Samples (S1, S3, S5, S7 and S9)	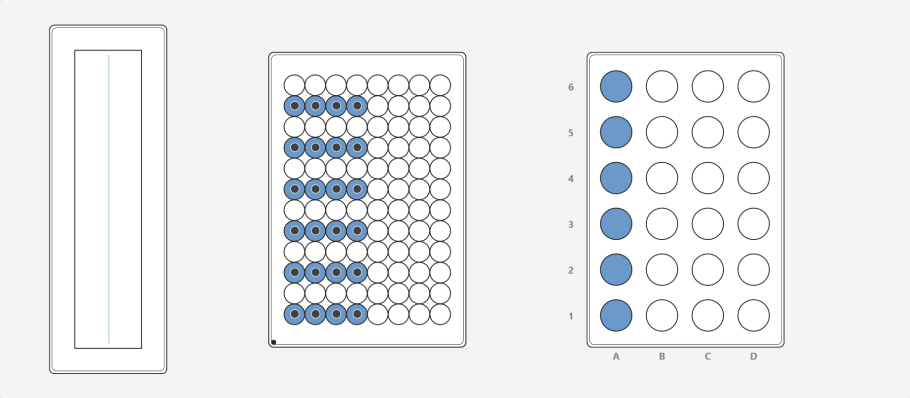 Summary individual transfers

Step	Description

	Source			Target			
Step	Deck Position	Well Positions	Start Height [mm]	Deck Position	Well Positions	Start Height [mm]	Volume [µl]
1	C	A6-A1	8.7 mm	B	B1 D11-D1	65.3 mm	100
2	C	A6-A1	8.7 mm	B	B1 C11-C1	65.3 mm	100
3	C	A6-A1	8.7 mm	B	B1 B11-B1	65.3 mm	100
4	C	A6-A1	8.7 mm	B	B1 A11-A1	65.3 mm	100

Pipetting settings

Tab	Parameter	Set value
Pipetting location	**Source:** Tip Spacing **Target:** Tip Spacing	**Source:** 19.8 mm **Target:** B1: 18 mm
Volumes	Volume Pre-Dispense Post-Dispense Post-Dispense Location Reuse Post-Dispense Dispense Type Air Gap	Fix 50 µl 50 µl Tip No Multi 25 µl
Pipetting Speeds	Aspiration Speed Aspiration Delay Dispense Speed Dispense Delay Aspirate	6 0 8 0 No
Pipetting Height	**Source:** Heights Tip Travel Safety Bottom Offset **Target:** Heights Tip Travel Safety Bottom Offset	**Source:** Variable Yes 1 mm **Target:** B1: Fix Yes B1: 2 mm
Tip Change	Tip Change	Before each new aspiration
Mix	**Source:** Mixing Mix Volume Mix Cycles Mix Speed Tip Travel Start Height **Target:** Mixing	**Source:** Yes 400 µl 3 10 Yes 8.7 mm **Target:** No
Tip Touch	Tip Touch Type of Tip Touch Tip Touch Distance Tip Touch Height	Yes Side B1: 5 mm B1: 82.5 mm

Step	Description
3 Repeat Dispen...	

Time:
0 min 50 sec
Used Tips:
6

Description:
Addition of WEF and Samples (S2, S4, S6, S8 and S10)

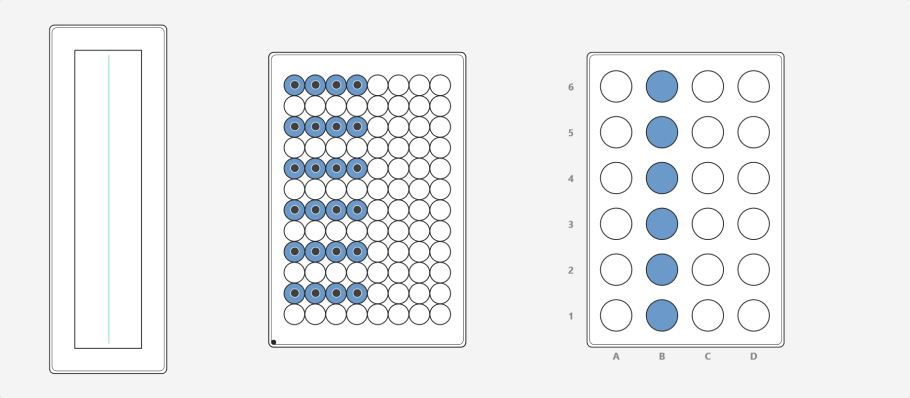

Summary individual transfers

	Source			Target			
Step	Deck Position	Well Positions	Start Height [mm]	Deck Position	Well Positions	Start Height [mm]	Volume [µl]
1	C	B6-B1	8.7 mm	B	B1 D12-D2	65.3 mm	100
2	C	B6-B1	8.7 mm	B	B1 C12-C2	65.3 mm	100
3	C	B6-B1	8.7 mm	B	B1 B12-B2	65.3 mm	100
4	C	B6-B1	8.7 mm	B	B1 A12-A2	65.3 mm	100

Pipetting settings

Tab	Parameter	Set value
Pipetting location	**Source:** Tip Spacing **Target:** Tip Spacing	**Source:** 19.8 mm **Target:** B1: 18 mm
Volumes	Volume Pre-Dispense Post-Dispense Post-Dispense Location Reuse Post-Dispense Dispense Type Air Gap	Fix 50 µl 50 µl Tip No Multi 25 µl
Pipetting Speeds	Aspiration Speed Aspiration Delay Dispense Speed Dispense Delay Aspirate	6 0 8 0 No
Pipetting Height	**Source:** Heights Tip Travel Safety Bottom Offset **Target:** Heights Tip Travel Safety Bottom Offset	**Source:** Variable Yes 1 mm **Target:** B1: Fix Yes B1: 2 mm
Tip Change	Tip Change	Before each new aspiration

Step	Description		
	Mix	**Source:** Mixing Mix Volume Mix Cycles Mix Speed Tip Travel Start Height **Target:** Mixing	**Source:** Yes 400 µl 3 10 Yes 8.7 mm **Target:** No
	Tip Touch	Tip Touch Type of Tip Touch Tip Touch Distance Tip Touch Height	Yes Side B1: 5 mm B1: 82.5 mm

4 Repeat Dispen...

Time:
0 min 50 sec
Used Tips:
6

Description:
Addition of WEF and Samples (S11, S13, S15, S17 and S19)

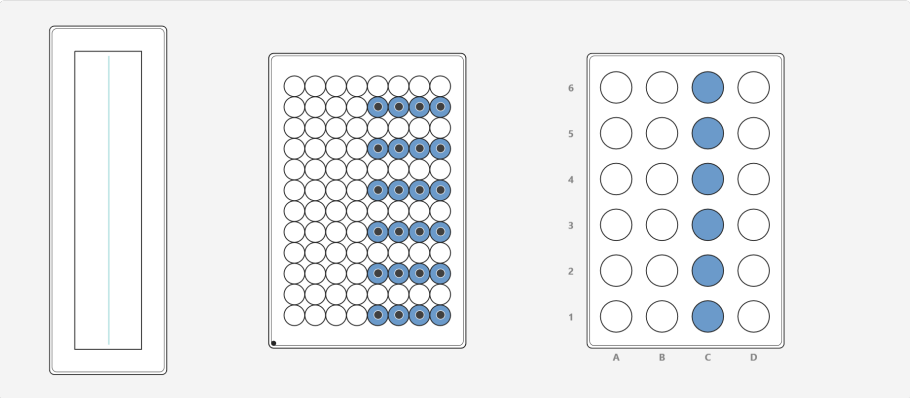

Summary individual transfers

	Source			Target			
Step	Deck Position	Well Positions	Start Height [mm]	Deck Position	Well Positions	Start Height [mm]	Volume [µl]
1	C	C6-C1	8.7 mm	B	B1 E11-E1	65.3 mm	100
2	C	C6-C1	8.7 mm	B	B1 F11-F1	65.3 mm	100
3	C	C6-C1	8.7 mm	B	B1 G11-G1	65.3 mm	100
4	C	C6-C1	8.7 mm	B	B1 H11-H1	65.3 mm	100

Pipetting settings

Tab	Parameter	Set value
Pipetting location	**Source:** Tip Spacing **Target:** Tip Spacing	**Source:** 19.8 mm **Target:** B1: 18 mm
Volumes	Volume Pre-Dispense Post-Dispense Post-Dispense Location Reuse Post-Dispense Dispense Type Air Gap	Fix 50 µl 50 µl Tip No Multi 25 µl

Step	Description		
	Pipetting Speeds	Aspiration Speed Aspiration Delay Dispense Speed Dispense Delay Aspirate	6 0 8 0 No
	Pipetting Height	**Source:** Heights Tip Travel Safety Bottom Offset **Target:** Heights Tip Travel Safety Bottom Offset	**Source:** Variable Yes 1 mm **Target:** B1: Fix Yes B1: 2 mm
	Tip Change	Tip Change	Before each new aspiration
	Mix	**Source:** Mixing Mix Volume Mix Cycles Mix Speed Tip Travel Start Height **Target:** Mixing	**Source:** Yes 400 µl 3 10 Yes 8.7 mm **Target:** No
	Tip Touch	Tip Touch Type of Tip Touch Tip Touch Distance Tip Touch Height	Yes Side B1: 5 mm B1: 82.5 mm

5 Repeat Dispen...

Time:
0 min 50 sec
Used Tips:
6

Description:
Addition of WEF and Samples (S12, S14, S16, S18 and S20)

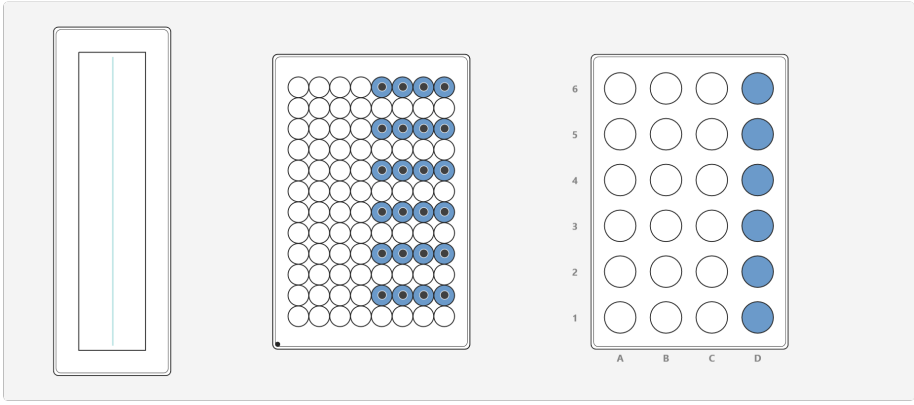

Summary individual transfers

	Source			Target			
Step	Deck Position	Well Positions	Start Height [mm]	Deck Position	Well Positions	Start Height [mm]	Volume [µl]
1	C	D6-D1	8.7 mm	B	B1 E12-E2	65.3 mm	100
2	C	D6-D1	8.7 mm	B	B1 F12-F2	65.3 mm	100
3	C	D6-D1	8.7 mm	B	B1 G12-G2	65.3 mm	100
4	C	D6-D1	8.7 mm	B	B1 H12-H2	65.3 mm	100

Pipetting settings

Step	Description		
	Tab	**Parameter**	**Set value**
	Pipetting location	**Source:** Tip Spacing **Target:** Tip Spacing	**Source:** 19.8 mm **Target:** B1: 18 mm
	Volumes	Volume Pre-Dispense Post-Dispense Post-Dispense Location Reuse Post-Dispense Dispense Type Air Gap	Fix 50 µl 50 µl Tip No Multi 25 µl
	Pipetting Speeds	Aspiration Speed Aspiration Delay Dispense Speed Dispense Delay Aspirate	6 0 8 0 No
	Pipetting Height	**Source:** Heights Tip Travel Safety Bottom Offset **Target:** Heights Tip Travel Safety Bottom Offset	**Source:** Variable Yes 1 mm **Target:** B1: Fix Yes B1: 2 mm
	Tip Change	Tip Change	Before each new aspiration
	Mix	**Source:** Mixing Mix Volume Mix Cycles Mix Speed Tip Travel Start Height **Target:** Mixing	**Source:** Yes 400 µl 3 10 Yes 8.7 mm **Target:** No
	Tip Touch	Tip Touch Type of Tip Touch Tip Touch Distance Tip Touch Height	Yes Side B1: 5 mm B1: 82.5 mm

Step	Description

6 Message

Pipetting settings

Tab	Parameter	Set value
Message	Message Line 1 Message Line 2 Message Line 3	MICROPLATE HEATING STEP 5 MIN

7 Delay

Pipetting settings

Tab	Parameter	Set value
Delay	Delay Time Skip Delay by RUN	300 No

8 Message

Pipetting settings

Tab	Parameter	Set value
Message	Message Line 1 Message Line 2 Message Line 3	ADD ASSAY REAGENT

9 Repeat Dispen...

Time:
1 min 2 sec
Used Tips:
6

Description:
Addition of Assay Reagent Mix to Standard Curve Concentration 0,05 EU/mL, Blanks, PPCC and Samples S11-S20

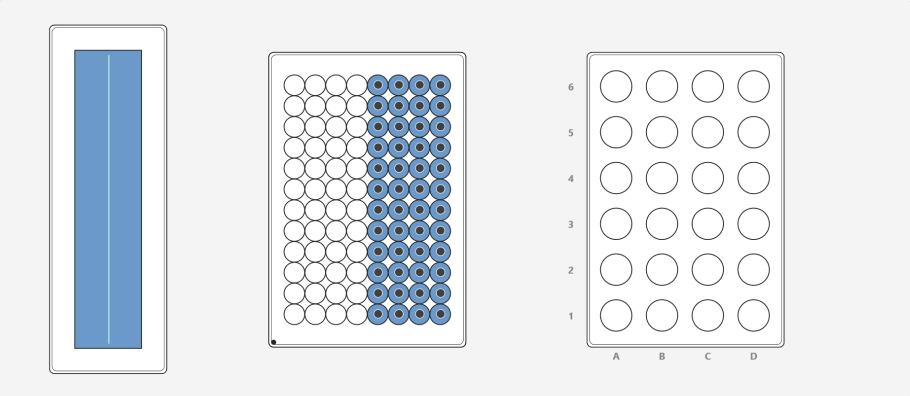

Summary individual transfers

	Source			Target			
Step	Deck Position	Well Positions	Start Height [mm]	Deck Position	Well Positions	Start Height [mm]	Volume [µl]
1	A	-	7 mm	B	B1 E12-E2	65.3 mm	100
2	A	-	7 mm	B	B1 F12-F2	65.3 mm	100

Step	Description

3	A	-	7 mm	B	B1 G12-G2	65.3 mm	100
4	A	-	7 mm	B	B1 H12-H2	65.3 mm	100
5	A	-	7 mm	B	B1 E11-E1	65.3 mm	100
6	A	-	7 mm	B	B1 F11-F1	65.3 mm	100
7	A	-	7 mm	B	B1 G11-G1	65.3 mm	100
8	A	-	7 mm	B	B1 H11-H1	65.3 mm	100

Pipetting settings

Tab	Parameter	Set value
Pipetting location	**Source:** Tip Spacing **Target:** Tip Spacing	**Source:** 9 mm **Target:** B1: 18 mm
Volumes	Volume Pre-Dispense Post-Dispense Post-Dispense Location Reuse Post-Dispense Dispense Type	Fix 25 µl 75 µl Source Yes Multi
Pipetting Speeds	Aspiration Speed Aspiration Delay Dispense Speed Dispense Delay Aspirate	6 0 8 0 No
Pipetting Height	**Source:** Heights Tip Travel Safety Bottom Offset **Target:** Heights Tip Travel Safety Bottom Offset	**Source:** Variable Yes 1.5 mm **Target:** B1: Fix Yes B1: 2 mm
Tip Change	Tip Change	Continue to next step without change
Mix	**Source:** Mixing Mix Volume Mix Cycles Mix Speed Tip Travel Start Height **Target:** Mixing	**Source:** Yes 1000 µl 3 8 Yes 7 mm **Target:** No
Tip Touch	Tip Touch Type of Tip Touch Tip Touch Distance Tip Touch Height	Yes Side B1: -5 mm B1: 82.5 mm

10 Repeat Dispen...	

Step	Description

Time:
1 min 6 sec
Used Tips:
6

Description:
Addition of Assay Reagent Mix to Standard Curve (50 -0.05 EU/mL) and Samples S1-S10

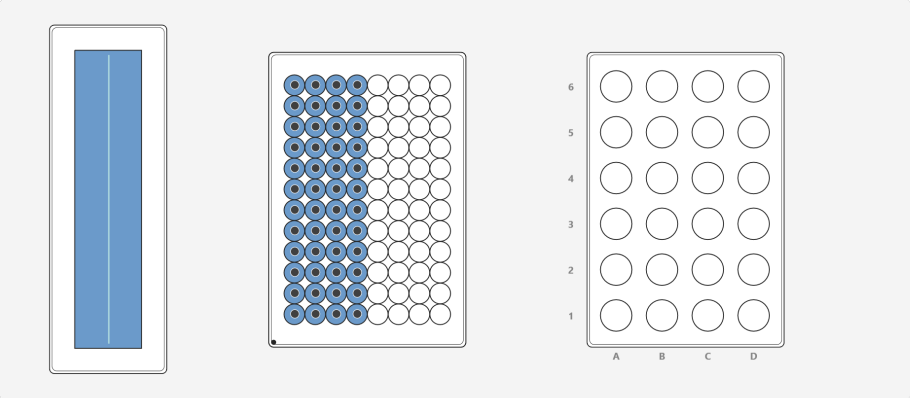

Summary individual transfers

	Source			Target			
Step	Deck Position	Well Positions	Start Height [mm]	Deck Position	Well Positions	Start Height [mm]	Volume [µl]
1	A	-	4.7 mm	B	B1 D12-D2	65.3 mm	100
2	A	-	4.7 mm	B	B1 C12-C2	65.3 mm	100
3	A	-	4.7 mm	B	B1 B12-B2	65.3 mm	100
4	A	-	4.7 mm	B	B1 A12-A2	65.3 mm	100
5	A	-	4.7 mm	B	B1 D11-D1	65.3 mm	100
6	A	-	4.7 mm	B	B1 C11-C1	65.3 mm	100
7	A	-	4.7 mm	B	B1 B11-B1	65.3 mm	100
8	A	-	4.7 mm	B	B1 A11-A1	65.3 mm	100

Pipetting settings

Tab	Parameter	Set value
Pipetting location	**Source:** Tip Spacing **Target:** Tip Spacing	**Source:** 9 mm **Target:** B1: 18 mm
Volumes	Volume Pre-Dispense Post-Dispense Post-Dispense Location Reuse Post-Dispense Dispense Type	Fix 25 µl 75 µl Tip No Multi
Pipetting Speeds	Aspiration Speed Aspiration Delay Dispense Speed Dispense Delay Aspirate	6 0 8 0 No
Pipetting Height	**Source:** Heights Tip Travel Safety Bottom Offset **Target:** Heights Tip Travel Safety Bottom Offset	**Source:** Variable Yes 0.1 mm **Target:** B1: Fix Yes B1: 2 mm
Tip Change	Tip Change	Before each new aspiration

Step	Description		
	Mix	**Source:** Mixing **Target:** Mixing	**Source:** No **Target:** No
	Tip Touch	Tip Touch Type of Tip Touch Tip Touch Distance Tip Touch Height	Yes Side B1: -5 mm B1: 82.5 mm
11 Message			

Pipetting settings

Tab	Parameter	Set value
Message	Message Line 1 Message Line 2 Message Line 3	PUT PLATE IN READER IMMEDIATELY

Run Protocol

Program Name Program Name (on pipette)	EZIIGO-20S-1mL-HeatPac.iaa EZIIGO_20S_1mL
Instrument - Serial Number ASSIST PLUS	
Pipette - Serial Number VOYAGER - 1,250µl - 6CH	
Pipette Tips - Lot Number 1250 µl GripTip, Sterile	
Notes:	
Run Operator:	
Run Date:	
Run Start Time:	
Run End Time:	
Signature:	